



ZERO WASTE EVENTS:

Tips, Tricks and "How-To's" for Reducing Waste at Your Events.

My Background



Zero Waste




What is Zero Waste?

- *Zero Waste: defined as diverting 90% of waste either to recycling or composting facilities, with a maximum of 10% going to the landfill, strives to promote:*
 - *waste minimization*
 - *reduced consumption*
 - *recycling and composting*

Why do Zero Waste Events Matter?

Think of composting and recycling as the gateway drug to sustainability

- Makes recycling & composting accessible to everyone (it can be an equalizer)
- Raise awareness of how our choices impact the environment and the supply chain
- Shows what best sustainability practices look like



Our waste is just the tip of the “wasteberg”

Upstream manufacturing waste is 70 times greater

DON'T WASTE THE "GOOD STUFF"!



What should be the goal of my zero waste event?



- Maximize Waste Diversion
- Provide Accessible Education to the
Community
- Conduct the Event Integrity and Metrics

Components to Successful Zero Waste Events



Procurement



Bin Parity



Communication: Tell Your Story

- **Promotion:** Include Information about zero waste events on the invitation and promotional material
- **Education/signage:** Make sure signage includes all materials or physically adhere items to containers
- **Ambassadors:** Staff the stations or use folks who are willing to dig out contaminants



make your event Zero Waste

(and get extra credits!)

Sustainable Neighborhood Leadership Retreat
03.17.2018

Rubber meets the road



Planning Checklists

- Before
- During
- After

Before Your Event

- Set Goals
- Identify where you'll throw your waste
 - Composter dumpster at the school? Recycling dumpster at the home?
 - A pickup truck to take the bags to a dumpster?
- Choose the right materials
- Map stations
 - Next to the food table? Exits?
 - Put recycling-compost-trash bins together
- Gather bins, bags, and signs
- Recruit and educate volunteers
- Prompt e!*



During Your Event

- ❑ Set up stations
- ❑ Check your materials
- ❑ Assign volunteers to their tasks
 - ❑ Helping folks sort?
 - ❑ Washing dishes?
- ❑ Change bags as needed
 - ❑ Designate a “staging” area
- ❑ *Enjoy!*



After Your Event

- ❑ Collect unused materials for reuse/donation
 - ❑ *Save it for the next event?*
 - ❑ *Offer it up to your neighbors!*
- ❑ Ensure waste is going to the proper dumpster
- ❑ Measure
- ❑ *Prompt e!*



Live and Learn



Case Studies

- Those aren't compostable!
- You're sorting all wrong!
- Who left this trash here?



Those aren't compostable



You're sorting it all wrong



Who left this trash here?



Where to help



Resources

- [For Lakewood neighborhoods](#)
- [For Denver neighborhoods](#)

Lakewood Resources

Lakewood Guide: Guide, checklists, tips >> Lakewood.org/ZeroWasteTools

Sustainable Neighborhood Toolkit:

- checklist
- bins
- signs
- bags
- compostable serving ware
- tracking sheets
- scales
- >> [Contact Alyssa](#)

Denver Resources

Compost / Recycle Service : sign up for a cart >> [Contact Megan](#)

Sustainable Neighborhoods Toolkit :

- checklist
- bins
- signs
- bags
- compostable serving ware
- tracking sheets
- scales
- >> [Contact Taylor](#)

Ask us questions

Lynn Coppedge

- City of Lakewood
Senior Sustainability Planner
- lyncop@akewood.org
- 303-987-7686

Megan Lane

- City & County of Denver
Recycling Program Administrator
- megan.lane@denvergov.org
- 303-446-3404